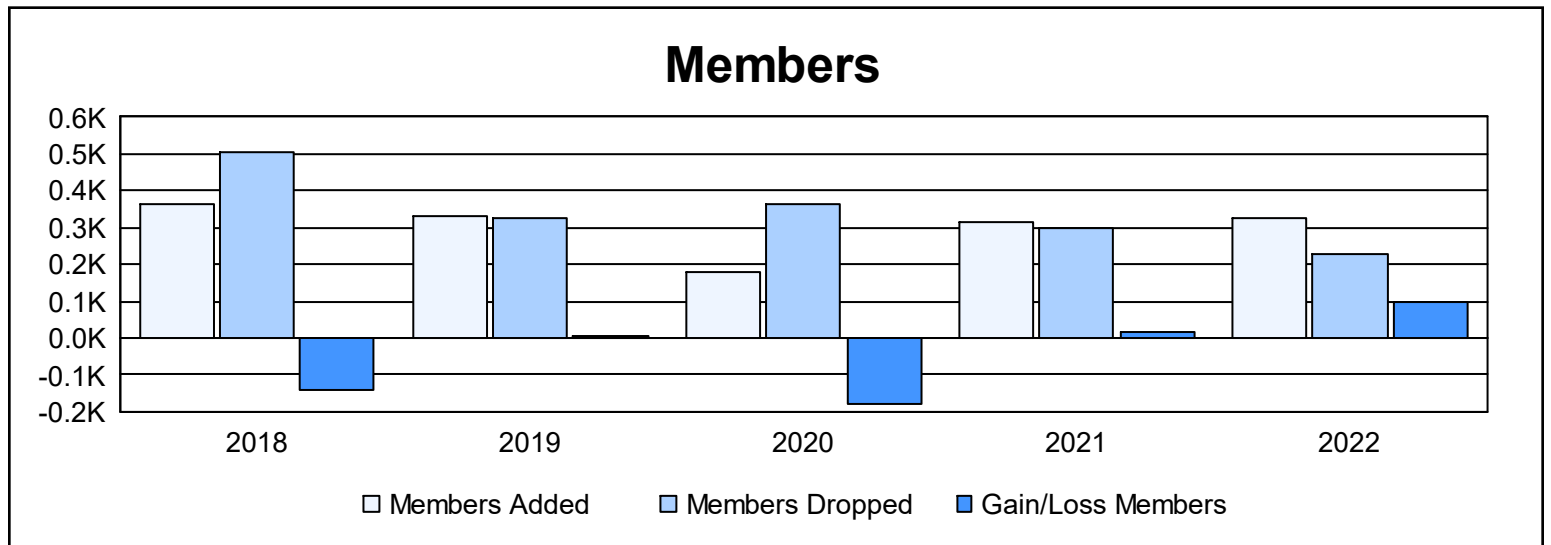
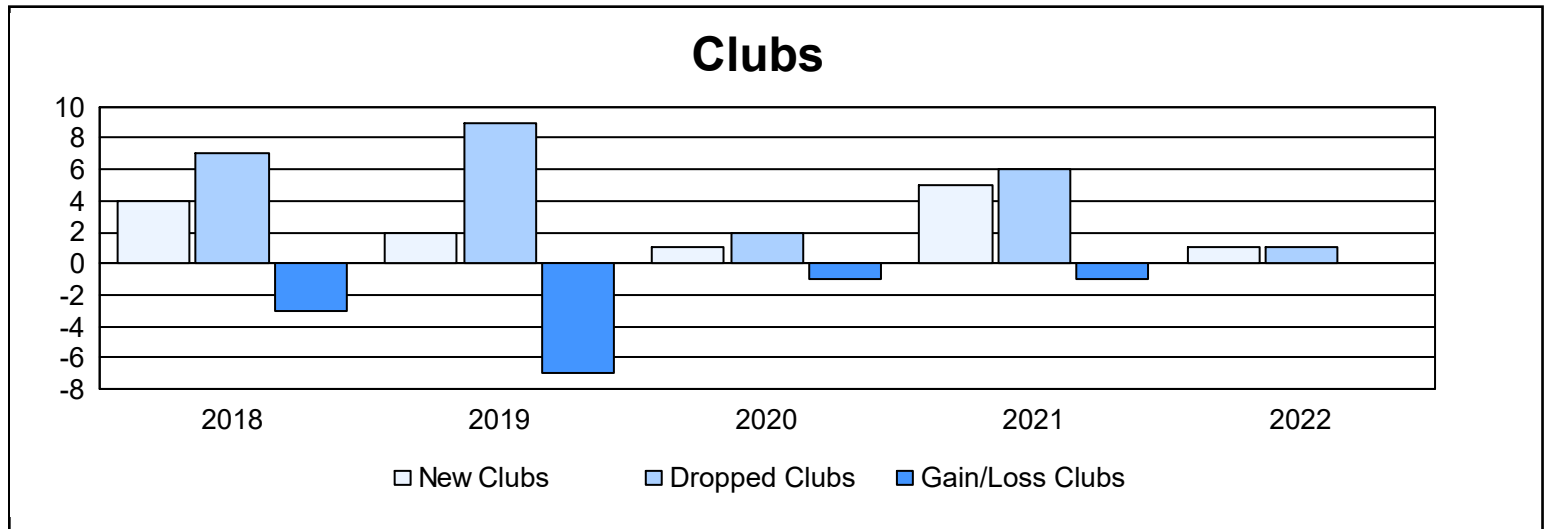
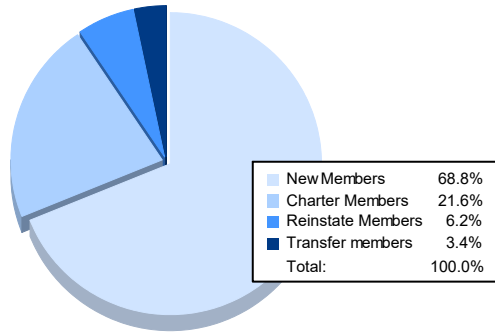


Year	New Clubs	Dropped Clubs	Gain/ Loss Clubs	New Members	Charter Members	Reinstate Members	Transfer Members	Total Member Added	Total Members Dropped	Gain/ Loss Members
2017-2018	4	7	-3	208	129	18	10	365	507	-142
2018-2019	2	9	-7	230	76	12	11	329	324	5
2019-2020	1	2	-1	140	26	7	8	181	362	-181
2020-2021	5	6	-1	156	145	7	6	314	296	18
2021-2022	1	1	0	223	70	20	11	324	227	97
<b>Average</b>	<b>3</b>	<b>5</b>	<b>-2</b>	<b>191</b>	<b>89</b>	<b>13</b>	<b>9</b>	<b>303</b>	<b>343</b>	<b>-41</b>



### Membership Composition June 2022 Cumulative



### Gender Composition June 2022 Cumulative

